



Know-How – Fuelling better results

Seminars and trainings
for better software



Driving embedded
software quality





Testen von Software eingebetteter Systeme

Date:	29 th – 30 th September 2022
Duration:	2 days, each 9:00 am – 5:00 pm
Location:	NH Hotel, Ludwigsburg (Presence in Germany)
Speaker:	Dr. Stephan Grünfelder
Language:	DE
Price:	€ 1,700 (plus 19% tax)
1. Early bird (20%):	€ 1,360 (plus 19% tax) <u>register before 30-Apr-2022</u>
2. Early bird (10%):	€ 1,530 (plus 19% tax) <u>register before 17-Aug-2022</u>

Teilnehmerstimmen:

„Mir hat der Kurs sehr gut gefallen und werde ihn auch meinen Kollegen weiterempfehlen. Die vorgestellten industrie-relevanten Beispiele fand ich sehr hilfreich, um die verschiedenen Konzepte zu verstehen, und außerdem der systematische Aufbau des Kurses hat dem besseren Verständnis auch beige-steuert.“

„Ich habe nichts gefunden, was die Beurteilung schlechter als :-) :-) erscheinen lässt.“

„Sehr guter Praxisbezug. Ich hätte das Seminar bereits in einem früheren Projektstadium brauchen können. Auch für Projektleiter und Manager zu empfehlen! Sehr kompetenter Referent.“

Ihr Nutzen

Lernen Sie mit Stephan Grünfelder, wie das Testen von Software effizient, effektiv und keinesfalls langweilig wird. Wie entwirft man Tests? Worauf kommt es beim Kauf von Testtools an? Wie bewertet und verbessert man Testprozesse? An diesen zwei Tagen erhalten Sie die Antworten und einen umfassenden Überblick über Testmethoden und Testmanagement im gesamten Softwarelebenszyklus. Stephan Grünfelder stützt sich auf langjährige Erfahrung als Softwaretester und Projektleiter im Automotive-Umfeld, der Medizintechnik und der unbemannten Raumfahrt. Er ist Autor zahlreicher Publikationen in der deutschen Fachpresse, Hochschullektor, und ist nach wie vor selbst aktiv in der Softwareentwicklung tätig. Seine Seminare vermitteln praxisnahes Wissen auf höchstem Niveau in leicht erlernbarer Form.

Zielgruppe

- ✓ Softwareentwickler
- ✓ Tester
- ✓ Technische Projektleiter mit/ohne Vorkenntnisse

Voraussetzungen

Keine. Grundlagenkenntnisse der Programmiersprache C erleichtern das Verstehen einiger Fallbeispiele.

Unterlagen

Neben den Vortragsunterlagen erhalten Teilnehmer ein Nachschlagwerk in Buchform.

Überblick

Der Kurs gibt einen umfassenden Überblick über Testmethoden und Testmanagement im gesamten Softwarelebenszyklus. Sie bekommen das nötige Wissen, um selbst Tests zu entwerfen und Entscheidungen beim Kauf von Testtools treffen zu können. Sie werden befähigt Testprozesse in Ihrer Firma zu bewerten, zu verbessern und testrelevante Kapitel von Standards wie IEC 61508 und DO-178B zu verstehen.

Jeder Abschnitt des Kurses ist mit Beispielen aus der industriellen Praxis illustriert. Das Beherrschen des Testhandwerks allein ist aber zu wenig, um die Softwarefehlerrate zu reduzieren. Aus diesem Grund zeigt dieser Kurs auch wie Sie Testdurchführung und Testmanagement mit anderen Methoden verzahnen müssen, um das Kostenoptimum anzusteuern.

Testen von Software eingebetteter Systeme

Programm

1. Tag

Nachdem häufige Ursachen von Bugs untersucht wurden, werden verschiedene Verifikationsmethoden und ihr Platz im Softwareentwicklungszyklus gezeigt. Die Teilnehmer lernen, wann man welche Testschritte in welchem Detaillierungsgrad plant und wann man diese dann am besten ausführt. Dem Wechselspiel von Softwareanforderungen und Test wird dabei besonderes Augenmerk gewidmet, weil Missverständnisse bei der Kommunikation mit dem Kunden oft die teuerste Art von Fehlern darstellen. Daher sind auch Reviews von Anforderungen Teil des Kursinhalts.

Code-Review, Unit-Test, Integrationstest und Softwaresystemtest im Zusammenspiel. Die Teilnehmer erkennen, welche Art von Fehlern in welcher Teststufe gefunden werden kann. Zu jeder Teststufe werden Grade von Testabdeckungen definiert und miteinander bezüglich Aufwand und Schärfe verglichen.

White Box und Black Box Testing wird genauer vorgestellt, dabei wird auch darauf Bedacht genommen, wie man Testaufwand schätzen kann und Testgüte beurteilen. Für beide Techniken werden Entscheidungshilfen gegeben, die helfen zu beurteilen, ob sich Testautomatisierung lohnt und welche Art von Tools dazu benötigt werden. Screenshots und Live-Demonstrationen von Tools geben Orientierungshilfen zu den Themen: Stress Test, Performance-Test, Load Test, Volume Test, Installation Test, Ressource Test, Security Test und Regression Test.

Als Abschluss des ersten Kurstages können die Teilnehmer ihre neuen Fähigkeiten messen. Sie entwerfen einen Unit-Testfall und einen Softwaresystemtestfall und bekommen dazu qualifiziertes Feedback.

2. Tag

Heute werden Methoden der in der Literatur wenig behandelten Integrationstests vorgestellt. Die Teilnehmer lernen, wie man diese Tests systematisieren kann und wann darauf verzichtet werden kann. Die Verbesserung der Qualität von Code-Reviews wird Thema sein und ergänzend dazu werden Software-Coding-Standards und Stärken und Schwächen von statischen Code-Analyse-Tools vorgestellt. Einsatz von Testprozessmetriken zur Steuerung der Testeffizienz und als Instrument des Managements. Race Conditions können zu einer ganz besonders unangenehmen Art von Fehlern führen und werden mit traditionellen Testmethoden nicht oder nur durch Zufall gefunden. Welche Tools können automatisch solche Fehler erkennen? Stärken-Schwächen-Vergleich von Tools. Einblick in neue Entwicklungen am Sektor Softwaretest: modellbasiertes Testen, automatische Testfallerstellung, Worst Case Execution Timing Analysis. Rechtliche Aspekte und wichtige den Test ergänzende Methoden. Analyse von Managementfehlern bei gescheiterten Testprojekten.

Über den Referent Dr. Stephan Grünfelder



Stephan Grünfelder studierte Informatik an der TU Wien und promovierte ebendort im Gebiet der Robotik. Seit dem Studium blieb er eingebetteten Systemen stets treu: er entwickelte Testsoftware für Telekommunikations-Satelliten, Firmware und Testsysteme für EEGs, war vier Jahre als Projektleiter für die Entwicklung von Motorsteuergeräten tätig und leitet seit 2010 das Testautomations-Team eines Unternehmens für Broadcasting-Elektronik. Stephan Grünfelder ist Lektor an der FH Technikum Wien, Autor des Buchs "Software-Test für Embedded Systems" und wurde für Beiträge zu den Themen Test und Management vom WEKA-Zeitschriftenverlag zwei Mal mit dem Preis für den besten Fachartikel des Jahres ausgezeichnet.



C++1x for Embedded Systems compact

Date:	18 th – 21 st October 2022
Duration:	4 days, each 9:00 am – 1:00 pm UTC/GMT+2
Location:	Online
Speaker:	Andreas Fertig
Language:	EN
Price:	€ 1,700 (plus the legally applicable tax of the recipient of the service)
1. Early bird (20%):	€ 1,360 (plus the legally applicable tax of the recipient of the service) <u>register before 30-Apr-2022</u>
2. Early bird (10%):	€ 1,530 (plus the legally applicable tax of the recipient of the service) <u>register before 30-Sep-2022</u>

Testimonials:

"Understandable explanation & collegial atmosphere :-)"

"Andreas Fertig is very competent and conveys the topic in an understandable and entertaining way. Merci!"

"Very good seminar, where illustrative examples are shown."

Benefits

The flexibility of the C++ language has improved even further with the new features of the C++11 standard and its successors. Some of these innovations are particularly interesting for embedded systems. For example it is now possible to move computations from run to compile time, resulting in a smaller and more performant codebase.

Are you also tired of writing ++i and still trying to get > and >= right? C++1x helps by leaving recurrent code of this type to the compiler. As a result, you gain more time to write really sophisticated code.

In this four-day seminar Andreas Fertig teaches how C++1x supports you to write faster and more robust code. After the seminar, you will write clearer and more precise code and will pass code reviews easier and more confidently, among other things.

Target group / Prerequisites

- ✓ Developers and architects of C++ based systems. Familiarity with the major features of C++ is required. Concepts and technical innovations of C++1x will be introduced.

Format

Interactive class with exercises. All attendees are encouraged to play with the course material during the class.

Overview

In this seminar, attendees C++1x familiarise themselves with the use of embedded systems. Although C++1x is not specifically designed for embedded systems, the language contains various valuable features for such systems. Participants gain knowledge to optimise compiled code size and performance. An example is static_assert. With this function, it is possible to check conditions at compile time. Calculations can also be done with constexpr functions at compile time. In both cases, these features positively affect runtime behaviour and code size.

The use of move semantics promises faster and more efficient copying operations. Participants will learn how move semantics work, how to use it, and in what situations the compiler will disable them.

C++1x for Embedded Systems compact

During the seminar, the participants will learn which new features of C++1x they can use in their codebase. Complex problems can be formulated more easily using the extended support of the compiler. The resulting code is often more robust and less error-prone. Participants who work with an older compiler,

without C++1x, will receive tips and suggestions on using new features in their code. After the seminar, participants write clearer and more precise code. For example, participants will pass code reviews easier and safer.

Topics Outline

- ✓ Clean and modern C++ code
- ✓ Do things at compile time: `constexpr`, `constexpr if`
- ✓ The right choice at the right time: preprocessor, `inline` or `constexpr`
- ✓ ROMability
- ✓ Interesting C++1x elements for embedded systems: `override`, `auto`, `literaloperator`, `nullptr`, `structured bindings`, `std::optional`
- ✓ A must: range based for loops
- ✓ Influence of C++1x to performance and code size
- ✓ Templates: the proper dose
- ✓ Usage of the new `initializerlist`
- ✓ Lambdas
- ✓ Move semantics

About the speaker Andreas Fertig

Andreas Fertig, CEO of Unique Code GmbH, is an experienced trainer and lecturer for C++ for standards 11 to 20. Andreas is involved in the C++ standardisation committee, in which the new standards are developed. At international conferences, he presents how code can be written better. He publishes specialist articles, e.g., for *iX* magazine, and has published several textbooks on C++. With C++ Insights (<https://cppinsights.io>), Andreas has created an internationally recognised tool that enables users to look behind the scenes of C++ and thus to understand constructs even better. Before working as a trainer and consultant, he worked for Philips Medizin Systeme GmbH for ten years as a C++ software developer and architect focusing on embedded systems.





Software Inspections

Date:	27 th - 28 th October 2022
Duration:	2 days, each 9:00 am – 5:00 pm UTC/GMT+2
Location:	Online
Speaker:	Dipl.-Inform. Peter Rösler
Language:	EN
Price:	€ 1,700 (plus the legally applicable tax of the recipient of the service)
1. Early bird (20%):	€ 1,360 (plus the legally applicable tax of the recipient of the service) <u>register before 30-Apr-2022</u>
2. Early bird (10%):	€ 1,530 (plus the legally applicable tax of the recipient of the service) <u>register before 14-Sep-2022</u>

Testimonials:

“Everything was presented in an extraordinarily understandable and exciting way. My expectations were more than met. It's amazing what you can still learn here about reviews.”

“Many thanks for new ideas, which I will try to implement in my company. Especially the practical part was varied and fun. Keep it up!”

“Highly recommended! Every SW engineer should be made to attend!!!”

Benefits

Reviews and inspections can be conducted independent of process model, development environment, and programming language; they are therefore a useful tool for the entire software industry. Join Peter Rösler for two days and learn how to plan and lead a review as a moderator, and how to evaluate the results quantitatively and qualitatively.

Target group

- ✓ Software developers
- ✓ Project managers
- ✓ QA representatives
- ✓ Software testers

Handouts

In addition to the seminar materials, each participant receives the book "Reviews in der System- und Softwareentwicklung" by Rösler / Schlich / Kneuper (German language) or, if preferred, "Software Inspection" by Gilb/Graham (English language).

Furthermore, the seminar price includes fifteen hours of online support by the trainer. These can be used by the participants as and when required, for example, if they are to lead their first review as a moderator after the seminar.

Overview

Reviews improve not only SW quality – they also increase the productivity of SW projects, a consideration frequently overlooked. Productivity can be increased by as much as 25 - 35 % if reviews are conducted properly, i.e. if the critical success factors of reviews are taken into account.

Reviews such as these are also referred to as "formal inspections", "Fagan/Gilb-style inspections" and "peer reviews". Since 1975, many organisations have carried them out successfully. The main aim of these reviews is to identify errors in text documents or programs at an early stage. Such reviews are to be distinguished from walk-throughs / presentation reviews, in which the author presents the content of a document, or management reviews / project status reviews, in which decisions are made as to whether and how something should be carried out.

Software Inspections

Program

Day 1

- ✓ Introduction to reviews and inspections.
- ✓ Types of review.
- ✓ The phases of a review.
- ✓ Participant roles.
- ✓ 15 critical success factors.
- ✓ Agile software development and agile inspections.
- ✓ Video scenes demonstrating appropriate and inappropriate conduct of reviews.

Day 2

- ✓ Exercise: conducting a real review
For this exercise, participants will check a C-program against its specifications, using checklists. (The course material also contains an exercise for reviewing text documents. If preferred, the participants can review the text document instead.)
- ✓ Tools.
- ✓ Work aids and forms.

About the speaker Dipl.-Inform. Peter Rösler



Peter Roesler was born in 1961 and studied computer science at the Technical University of Munich from 1981 to 1987. He has worked as a programmer, chief designer, QA manager and project manager for a number of software development projects, predominantly in the airports/airlines division of Softlab in Munich. He is a trained inspection leader for Gilb inspections and has already given over 190 inspection seminars to more than 1,800 engineers. He has been working as an independent inspection trainer and consultant from 2005 to 2016 and is Quality Manager Software Development at Carl Zeiss Microscopy GmbH since 2016.



MISRA C:2012 – The rules for the development of safety-critical Software

Date:	16 th November 2022
Duration:	1 day, 9:00 am – 5:00 pm UTC/GMT+1
Location:	Online
Speaker:	Ralf Schneeweiß
Language:	EN
Price:	€ 825 (plus the legally applicable tax of the recipient of the service)
1. Early bird (20%):	€ 660 (plus the legally applicable tax of the recipient of the service) <u>register before 30-Apr-2022</u>
2. Early bird (10%):	€ 742,50 (plus the legally applicable tax of the recipient of the service) <u>register before 4-Oct-2022</u>

Testimonials:

"Super seminar, perfectly organised, expectations were fully met."

"The examples were very interesting and helped me to understand many things better. Seminar is recommendable."

"Dry topic brought across well."

Benefits

In this one-day seminar learn about the objective of MISRA rules for error prevention in safety-critical software. In addition to the practical applicability of the rules, the integration of rule checking in the development process will be discussed. How to achieve MISRA conformance?

Target group

- ✓ Software developer
- ✓ Technical project manager

Prerequisites

- ✓ Any C Compiler that is compatible with ANSI C89 or ISO C90 can be used. **For MISRA C:2012 the compiler must support the C99 standard**, which is the case for most compilers in use today. The recommended platforms are Windows, MacOSX, UNIX or Linux systems.
- ✓ The only important thing is that course participants master the C programming language and simple data operations on the system they use. A selection of rules are explained with real program examples.

Handouts

MISRA C:2012 guidelines (PDF) licensed for each participant.

Overview

In this MISRA C course, the development of safety-critical software written in ANSI/ISO C (C89/90 and C99 variants) for embedded systems in the automotive field is covered. The possible reasons for failure are analysed and discussed. Typical failures occurring in the implementation with standard C are classified and associated to the MISRA rules. In addition to the rules, the structure of MISRA Rule Documents from 2012 are discussed. The rules themselves are covered in detail and the documentation requirements necessary to prove compliance are discussed. The aim of the seminar is to get to know the principles and rules that MISRA offers for failure prevention in C projects. To approach this technical subject matter, the introduction of coding guidelines in software projects may also be discussed.

MISRA C:2012 – The rules for the development of safety-critical Software

Topics Outline

- ✓ The Motivation behind the MISRA rule catalogue.
- ✓ The Errors in Software.
- ✓ The Errors in Coding (Implementation).
- ✓ Thoughts on Development of Embedded Systems.
- ✓ Safety-relevant and Safety-critical Software.
- ✓ Special Sources of Error in C.
- ✓ Undefined Behaviour of C.
- ✓ Implementation-dependent Behaviour of C.
- ✓ Common Errors in C.
- ✓ Legibility and Clearness of C Code.
- ✓ The C Language and the Developer's Intuition.
- ✓ Improved Description of the Rules compared to older MISRA Standards.
- ✓ Simplification of the Rule Description.
- ✓ Clear Classification of Rules and Guidelines.
- ✓ Automatic Verifiability.
- ✓ Rule Scope.
- ✓ Required and Recommended Rules.
- ✓ Rules for ISO C99.
- ✓ Static Code Analysis.
- ✓ Programming Guidelines and Coding Styles.
- ✓ Development Process.

About the speaker Ralf Schneeweiß



In several projects, before and during his freelance work, Ralf Schneeweiß acquired profound knowledge in the practical use of C and C++ on several operating systems. In addition to the practical knowledge, he has also mastered the theoretical basics of these programming languages. In 1989 he learned C and developed in the university area. With C++, Mr. Schneeweiß came into contact with object-oriented programming for the first time in 1990 and has followed the development of this technique ever since. The first contact with Java took place in 1997 and at the same time the internalisation of pattern-oriented software development.

Since 1990 his professional career took place across many IT projects besides his studies. He first delivered professional training in 1995 for C, C++, some older programming languages, application programs and Lotus Notes. Mr. Schneeweiß has undertaken many freelance projects since 1995, becoming a full-time freelance consultant in 1998.



Autosar – The rules for developing critical software with ISO C++14

Date:	17 th November 2022
Duration:	1 day, 9:00 am – 5:00 pm UTC/GMT+1
Location:	Online
Speaker:	Ralf Schneeweiß
Language:	EN
Price:	€ 825 (plus the legally applicable tax of the recipient of the service)
1. Early bird (20%):	€ 660 (plus the legally applicable tax of the recipient of the service) <u>register before 30-Apr-2022</u>
2. Early bird (10%):	€ 742,50 (plus the legally applicable tax of the recipient of the service) <u>register before 5-Oct-2022</u>

Testimonials:

"A great wealth of experience, very good explanations."

"Understandable and helpful examples! Very competent speaker!"

"Excellent, expectations fully met!"

Benefits

In this one-day seminar you get to know the principles and rules that Autosar C++14 offers for failure prevention in C++ projects.

Target group

- ✓ Software developer
- ✓ Technical project manager

Prerequisites

- ✓ Any C++14 compatible compiler can be adopted for this purpose. The recommended platforms are Windows, MacOSX, UNIX or Linux systems.
- ✓ The only important thing is that course participants master the C++ programming language and simple data operations on the system they use. A few rules are run through with real program examples.

Handouts

- ✓ Autosar C++14 Guidelines (PDF)
- ✓ MISRA C++:2008 Guidelines (PDF) licensed for each participant

Overview

This seminar handles the development of critical software with ISO C++14 in embedded systems within the automotive field. For this purpose, the failure possibilities in a software project are analysed and discussed with C++14. The basic rules from the rule catalogue are also examined. Backgrounds are explained and special features of the C++ language discussed. In addition to theory, practical examples are performed in order to understand the meaning of the rules.

Autosar – The rules for developing critical software with ISO C++14

Topics Outline

- ✓ The Error in Software
- ✓ The Error in Coding (Implementation)
- ✓ Thoughts on Development of Embedded Systems
- ✓ Safety-relevant and Safety-critical Software
- ✓ Typical Sources of Error in C++
- ✓ Special Sources of Error in C++
- ✓ Undefined Behaviour of C++
- ✓ Implementation-dependent Behaviour of C++
- ✓ Legibility and Clearness of C++ Code
- ✓ The Autosar C++14 Rule Catalogue
- ✓ Required and Recommended Rules
- ✓ Static Code Analysis
- ✓ Programming Guidelines and Coding Styles
- ✓ Development Process.

About the speaker Ralf Schneeweiß



In several projects, before and during his freelance work, Ralf Schneeweiß acquired profound knowledge in the practical use of C and C++ on several operating systems. In addition to the practical knowledge, he has also mastered the theoretical basics of these programming languages. In 1989 he learned C and developed in the university area. With C++, Mr. Schneeweiß came into contact with object-oriented programming for the first time in 1990 and has followed the development of this technique ever since. The first contact with Java took place in 1997 and at the same time the internalisation of pattern-oriented software development.

Since 1990 his professional career took place across many IT projects besides his studies. He first delivered professional training in 1995 for C, C++, some older programming languages, application programs and Lotus Notes. Mr. Schneeweiß has undertaken many freelance projects since 1995, becoming a full-time freelance consultant in 1998.



Public Cantata Training Course for C

Date:	As published on QA Systems website If you would like to get informed about new dates, please send us an email to seminare@qa-systems.de .
Duration:	2 days, each 9:00 am – 5:00 pm
Location:	Online
Speaker:	QA Systems Product Trainer
Language:	EN
Price:	€ 675 / \$ 750 (plus the legally applicable tax of the recipient of the service)

Testimonials:

"I think the training met all of my expectation. Not only the practical aspect was useful and entertaining but I believe that the content touched throughout the presentation was very well organized, very relevant to our needs and interesting. The only thing I would suggest is to update the training practicals since it results daunting for everyone to follow instructions that are incorrect."

"I did appreciate the introduction to the GUI interface, which I have ever been reluctant to use."

Benefits

Learn the theory and objectives for unit and integration testing and how to increase your productivity with Cantata. You will get to know best practises for testing techniques with Cantata to accelerate your unit and integration level testing. This 2day online training course covers the use of the Cantata tool for testing C code with hands-on lab session examples guided by easy-to-use Eclipse cheat sheets.

Target group

- ✓ C code developers
- ✓ Test engineers performing C unit and/or integration testing
- ✓ Quality Assurance personnel
- ✓ No prior experience of Cantata is required

Requirements

Workstation

- ✓ PC with at least 4GB of RAM available
- ✓ Peripherals: web cam, headphones and microphone
- ✓ Ability to install the "Go To Meeting" app on workstation*
- ✓ Ability to install Cantata and Cantata Training Plug-ins and example code on workstation*
- ✓ Ability to install / use a GNU GCC compiler*

Student Skills:

- ✓ Basic understanding of C programming
- ✓ Functional knowledge of UNIX or Windows
- ✓ Notions of software testing

* Supplied after registration.

Materials Provided

Cantata Installation

- ✓ Cantata 9.x installation for Windows or Linux workstation
- ✓ Bundled GNU 8.2 C compiler
- ✓ Temporary Cantata license for use with the training course

Training Course Plug-ins (as appropriate)

- ✓ Cantata 9.x Training Course Eclipse Cheat Sheets for C
- ✓ Lab Exercises source code provided as plug-ins

Training Presentation Slides

- ✓ Supplied as PDF

Training Course certificate

- ✓ Recorded qualification issued for each student

Topics Covered

- ✓ Theory of unit testing
- ✓ Understanding the Cantata IDE
- ✓ What to check for and how in Cantata
- ✓ Code coverage analysis (theory & Cantata practice)
- ✓ Isolation unit testing
- ✓ Multi-unit integration testing
- ✓ How to control function calls for simulation and interception
- ✓ Positive (requirements-based) & Negative (robustness) testing
- ✓ Testing Global Data
- ✓ Automatic test case generation from source code
- ✓ Associations between functional requirements and test cases/scripts



Agenda

Day 1


Unit Testing Theory

- ✓ What is a unit?
- ✓ What is unit testing?
- ✓ Different approaches to unit testing
- ✓ What does a unit test look like?
- ✓ Identifying test cases
- ✓ Types of unit test cases

Cantata Eclipse UI


- ✓ Using the Cantata IDE
-  Introduction to the IDE Lab
-  Further IDE Lab

Cantata Test Harness


- ✓ Cantata test structure
-  Test Harness Basics Lab

Lunch Break (1 hour)


Code Coverage Analysis

- ✓ Coverage Analysis Theory
- ✓ Cantata Coverage analysis
-  Code Coverage Analysis Lab

Stubbing Calls


- ✓ Simulating calls
-  Stubbing Lab

Wrapping Calls


- ✓ Intercepting calls
-  Wrapping Lab

Day 2

AutoTest C


- ✓ Automatic Test Case Generation
-  AutoTest Lab

Integration Testing C


- ✓ Integration Testing Approaches
-  Integration Testing Lab

Lunch Break (1 hour)


Robustness Testing

- ✓ Table-driven testing
-  Robustness testing Lab

Global Data Testing

- ✓ Verification of Global Data
-  Negative Testing Lab

Requirements Tracing

- ✓ Cantata Trace
-  Cantata Trace Lab

Q&A session

The course topics give a good grounding in how to use Cantata. The instructor can additionally address any specific questions on testing challenges and how to meet these in Cantata.

Follow on dedicated consultancy engagements and corporate training courses are also available. Contact sales@qa-systems.com for more information.

About Training Course Instructor

All Instructors are experts in testing C and C++ with the Cantata tool. They are current Cantata Technical Support Engineers.



Public Cantata Training Course for C++

Date:	As published on QA Systems website If you would like to get informed about new dates, please send us an email to seminare@qa-systems.de.
Duration:	2 days, each 9:00 am – 5:00 pm
Location:	Online
Speaker:	QA Systems Product Trainer
Language:	EN
Price:	€ 675 / \$ 750 (plus the legally applicable tax of the recipient of the service)

Testimonials:

"I think the training met all of my expectation. Not only the practical aspect was useful and entertaining but I believe that the content touched throughout the presentation was very well organized, very relevant to our needs and interesting. The only thing I would suggest is to update the training practicals since it results daunting for everyone to follow instructions that are incorrect."

"I did appreciate the introduction to the GUI interface, which I have ever been reluctant to use."

Benefits

Learn the theory and objectives for unit and integration testing and how to increase your productivity with Cantata. You will get to know best practises for testing techniques with Cantata to accelerate your unit and integration level testing. This 2day online training course covers the use of the Cantata tool for testing C++ code with hands-on lab session examples guided by easy-to-use Eclipse cheat sheets.

Target group

- ✓ C++ code developers
- ✓ Test engineers performing C++ unit and/or integration testing
- ✓ Quality Assurance personnel
- ✓ No prior experience of Cantata is required

Requirements

Workstation

- ✓ PC with at least 4GB of RAM available
- ✓ Peripherals: web cam, headphones and microphone
- ✓ Ability to install the "Go To Meeting" app on workstation*
- ✓ Ability to install Cantata and Cantata Training Plug-ins and example code on workstation*
- ✓ Ability to install / use a g++ compiler*

Student Skills:

- ✓ Basic understanding of C++ programming
- ✓ Functional knowledge of UNIX or Windows
- ✓ Notions of software testing

* Supplied after registration.

Materials Provided

Cantata Installation

- ✓ Cantata 9.x installation for Windows or Linux workstation
- ✓ Bundled GNU 8.2 C++ compiler
- ✓ Temporary Cantata license for use with the training course

Training Course Plug-ins (as appropriate)

- ✓ Cantata 9.x Training Course Eclipse Cheat Sheets for C++
- ✓ Lab Exercises source code provided as plug-ins

Training Presentation Slides

- ✓ Supplied as PDF

Training Course certificate

- ✓ Recorded qualification issued for each student

Topics Covered

- ✓ Theory of unit testing
- ✓ Understanding the Cantata IDE
- ✓ What to check for and how in Cantata
- ✓ Code coverage analysis (theory & Cantata practice)
- ✓ Isolation unit testing
- ✓ Multi-unit integration testing
- ✓ How to control function calls for simulation and interception
- ✓ Positive (requirements-based) & Negative (robustness) testing
- ✓ Testing Global Data
- ✓ Automatic test case generation from source code
- ✓ Testing templates
- ✓ Testing Abstract classes and inheritance
- ✓ Associations between functional requirements and test cases/scripts

Public Cantata Training Course for C++

Agenda

Day 1

Unit Testing Theory

- ✓ What is a unit?
- ✓ What is unit testing?
- ✓ Different approaches to unit testing
- ✓ What does a unit test look like?
- ✓ Identifying test cases
- ✓ Types of unit test cases

Cantata Eclipse UI

- ✓ Using the Cantata IDE
- 🖥 Introduction to the IDE Lab
- 🖥 Further IDE Lab

Cantata Test Harness

- ✓ Cantata test structure
- 🖥 Test Harness Basics Lab

Lunch Break (1 hour)

Code Coverage Analysis

- ✓ Coverage Analysis Theory
- ✓ Cantata Coverage analysis
- 🖥 Code Coverage Analysis Lab

Stubbing Calls

- ✓ Simulating calls
- 🖥 Stubbing Lab

Wrapping Calls

- ✓ Intercepting calls
- 🖥 Wrapping Lab

Day 2

Class Testing

- ✓ Test Classes
- 🖥 Class Testing Lab

AutoTest C++

- ✓ Automatic Test Case Generation
- 🖥 AutoTest Demo

Integration Testing C++

- ✓ Integration Testing Approaches
- 🖥 Integration Testing Lab

Lunch Break (1 hour)

Dependency Resolver

- ✓ Link dependencies
- 🖥 Dependency Resolver demo

Testing Templates

- ✓ Instantiated templates
- 🖥 Testing Templates Lab

ABCs and Inheritance

- ✓ Managing abstract classes and inheritance
- 🖥 Abstract Classes and Inheritance Lab

Requirements Tracing

- ✓ Cantata Trace
- 🖥 Cantata Trace Lab

Q&A session

The course topics give a good grounding in how to use Cantata. The instructor can additionally address any specific questions on testing challenges and how to meet these in Cantata.

Follow on dedicated consultancy engagements and corporate training courses are also available. Contact sales@qa-systems.com for more information.

About Training Course Instructor

All Instructors are experts in testing C and C++ with the Cantata tool. They are current Cantata Technical Support Engineers.

QA Academy Registration Form

Please send this registration form by email to: seminare@qa-systems.de

Binding registration for the seminar (please tick):

<input type="checkbox"/>	Testen von Software Eingebetteter Systeme PRESENCE, NH Hotel Ludwigsburg (Germany) German	29/30-Sep-2022 1. Early bird until 30-04-2022 2. Early bird until 17-08-2022	€ 1,700 € 1,360 € 1,530
<input type="checkbox"/>	C++1x for Embedded Systems compact ONLINE, English	18/19/20/21-Oct-2022 1. Early bird until 30-04-2022 2. Early bird until 30-09-2022	€ 1,700 € 1,360 € 1,530
<input type="checkbox"/>	Software Inspections ONLINE, English	27/28-Oct-2022 1. Early bird until 30-04-2022 2. Early bird until 14-09-2022	€ 1,700 € 1,360 € 1,530
<input type="checkbox"/>	MISRA C:2012 ONLINE, English	16-Nov-2022 1. Early bird until 30-04-2022 2. Early bird until 04-10-2022	€ 825 € 660 € 742,50
<input type="checkbox"/>	Autosar C++14 ONLINE, English	17-Nov-2022 1. Early bird until 30-04-2022 2. Early bird until 05-10-2022	€ 825 € 660 € 742,50

Contact details attendee:

Invoice address (if different):

Company

Company

Family name, First name

Family name, First name

Department

Department

Address

Address

ZIP, City, Country

ZIP, City, Country

Phone/Fax

PO (if available)

Email

VAT-ID No

I acknowledge that I have read and accept the terms and conditions of the QA Academy.

Date

Name, authorized signature



QA Academy Terms and Conditions for Public Online Events

QA Academy Public Online Events

These Terms and Conditions apply to all Seminars and Training Courses where these are delivered online in web meetings.

Confirmation of registration

After registration you will receive an acknowledgement of receipt via email. The official confirmation with further technical instructions and invoice attached will be sent via email in time before the seminar or training course date.

Participation and participant license

Only the registered participant is entitled to participate in the online event.

The registered participant is required to keep confidential all event access information and is expressly not permitted to grant third parties access to this information. Event access information may only be passed on after prior registration and written approval from QA Systems. QA Systems must be informed immediately if the event access information is lost or there is a suspicion of misuse.

Only the registered participant is granted rights (participant license) to use the supplied event materials i.e. plug-ins and documents. The registered participant is expressly not permitted to store event materials on a company or web server, forward them by e-mail, reproduce them in any other way or make them accessible to any third parties.

Recording of image and sound

Any recording, transmission or other reproduction of the event content requires the prior written approval of QA Systems.

Costs/Payment

The fees for attending the seminars or training courses are due immediately without deduction after receipt of invoice, anyhow before the event date. All prices are offered without tax (plus legally applicable tax of the recipient of the service).

Cancellation by participant

- 6 or more weeks before the event, none of the fee will be charged
 - 6 to 2 weeks before the event, 20% of the fee will be charged
 - From 2 weeks before the event, 100% of the fee will be charged
- Replacement of event participant is possible at any time free of charge

Cancellation by organizer

We ask for your understanding that due to organizational reasons we retain the right to cancellations at our discretion at any point in time before the seminar or training course is due to commence. In these cases we will endeavour to provide an alternative date. In case of cancellation by QA Systems, paid event fees are fully refunded.

QA Systems is not liable for any costs or charges incurred in the event that any seminar or training course is cancelled or postponed due to low registration numbers or unforeseen circumstances.



QA Academy Terms and Conditions for Public Presence Events

QA Academy Public Presence Events

These Terms and Conditions apply to all Seminars and Training Courses where these are delivered at a physical location.

Confirmation of registration

After registration you will receive an acknowledgement of receipt via email. The official confirmation with invoice attached will be sent in time before the event date.

Location and duration

The event location and duration are contained in each event details.

Costs/Payment

The fees for attending the seminars or training courses are due immediately without deduction after receipt of invoice, anyhow before the event date. All prices are exclusive of tax. The event fee also includes materials, beverages and lunch.

Cancellation by participant

- 12 or more weeks before the event, none of the fee will be charged
 - 12 to 4 weeks before the event, 20% of the fee will be charged
 - From 4 weeks before the event, 100% of the fee will be charged
- Replacement of event participant is possible at any time free of charge

Cancellation by organizer

We ask for your understanding that due to organizational reasons we retain the right to cancellations at our discretion at any point in time before the seminar or training course is due to commence. In these cases we will endeavour to provide an alternative date. In case of cancellation by QA Systems, paid event fees are fully refunded.

QA Systems is not liable for any costs or charges incurred in the event, that any event is cancelled or postponed due to low registration numbers or unforeseen circumstances. This includes but is not limited to; charges imposed by travel agencies, rental car companies, airlines, shuttle services, hotels, illness of the trainer or force majeure. If you are required to travel to attend any seminar or training course, we suggest that you consider the purchase of travel insurance as protection against cancellations, postponements and emergencies.

Hotel reservation

QA Systems arranges a block booking of rooms for seminar participants at the respective hotels, usually with special rates. The participants are responsible for their own reservation, payment, etc.